



# Minneapolis Clean Energy Partnership

## Board Meeting

11/16/2015



# Proposed Clean Energy Partnership Metrics

## Metrics are critical to CEP success

- Per the '15-'16 Work Plan, the Board directed the Planning Team to work with EVAC to identify a set of metrics to track progress
- Metrics will form the basis of the Annual Report
- Developing metrics include significant data collection from all three partners

## EVAC Metrics Process

- Q3 meeting: reviewed approved Work Plan, engaged in a discussion of Suggested Metrics, formed small groups
- Q4 meeting: completed Metrics discussion, approved final recommendation to the Board (Attachment C)





## EVAC/Planning Team Proposed Metrics (top level)

1. Citywide GHG emissions
2. Commercial building energy use
3. Residential building energy use
4. Local or directly purchase renewable energy
5. Home Energy Squad visits
6. Low-income visits
7. Air sealing/insulation (ASI)
8. Multi-family program participation

(See Attachment C, Appendix B for detail)

## Potential future additions – further exploration needed

1. Employment and workforce training
2. Woman and Minority Business Participation
3. Economic activity related to EE spending
4. Total city wide greenhouse gas emissions by activity in alignment with the city inventory (roads, solid waste, etc.)



## Geography

The primary geographic breakdown for metrics will be **census tracts** and **citywide**. Additional neighborhood level and **building level** data will also be used as appropriate for program tracking.

## Engagement Tracking

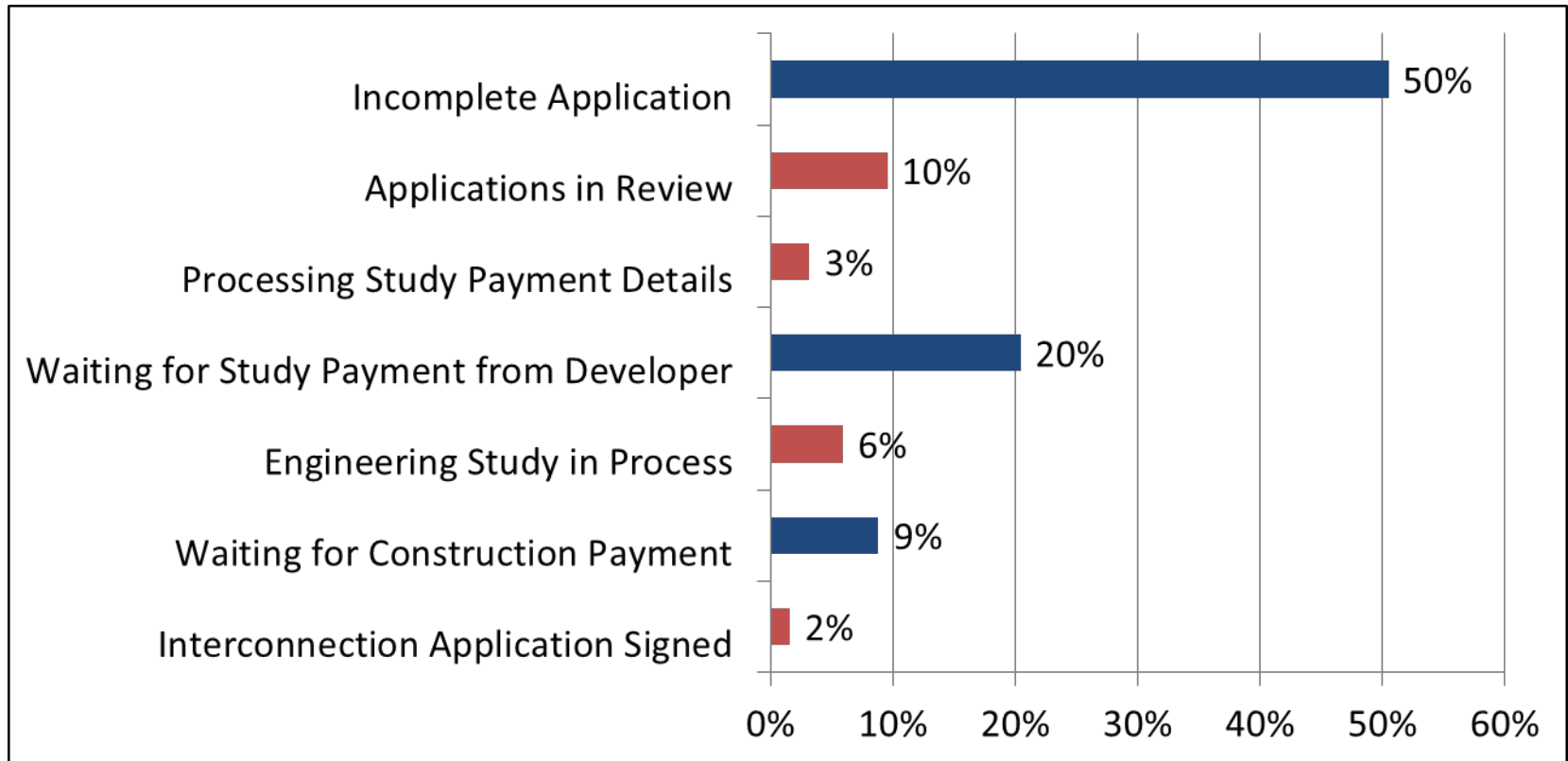
EVAC also recommends the tracking of engagement efforts separately and in addition to the metrics adopted by the Clean Energy Partnership Board. All program engagement should include clear outcome measures specific to program goals and outcomes.



# Community Solar Gardens



## Solar\* Rewards Community Application Status



79% are currently with Developers (Blue Line)

21% are currently with Xcel Energy (Red Line)



## Solar\*Rewards Community Application Status

	Applications	MW
<b>Active Applications</b>	1541	1457.76
a. Initial Application Stage	925	848.74
b. Interconnection Process	615	608.03
<b>Withdrawn</b>	520	502.61
<b>In Service</b>	1	0.04
	Applications	MW
<b>Applications in Interconnection Process</b>	615	608
Study SOW Not Issued by Xcel Energy	49	49
Study SOW Issued by Xcel Energy	566	559
a. Studies in Process	<b>91</b>	<b>91</b>
b. Completed Studies	<b>136</b>	<b>132</b>
Applications in Excess of 1 MW	42	42
Applications in Compliance	88	84
Applications w/Material Upgrade Cap	6	6
<b>Signed Interconnection Agreement</b>	<b>24</b>	<b>22</b>



# Planning Team Updates

# Update: Engagement Planning Summary

- Established working group
- Three meetings to-date
- Objectives:
  - Create Engagement Plan **Template**
  - Use Template to create short-term Engagement Plans by segment

## Potential grant opportunity: Partners for Places

- Focus on place-based interventions to advance sustainability
- Requires partnership with local, place-based foundations
- Match 1:1 up to \$150,000 (2-year grant)
- Opportunity to support CEP engagement activities
- Next grant round opening December 2015, with funding summer 2016



# Home Energy Squad and Retrofit Loans: Update on Progress

## Home Energy Squad Co-pay Buy-Down

- Energy efficiency assessment and install program for 1-4 unit properties
- Normally \$70, City Partnership funds used to reduce to \$0 for households at or below 300% of poverty
- Budget in 2015 for 200-300 households, 2016 could support a larger number

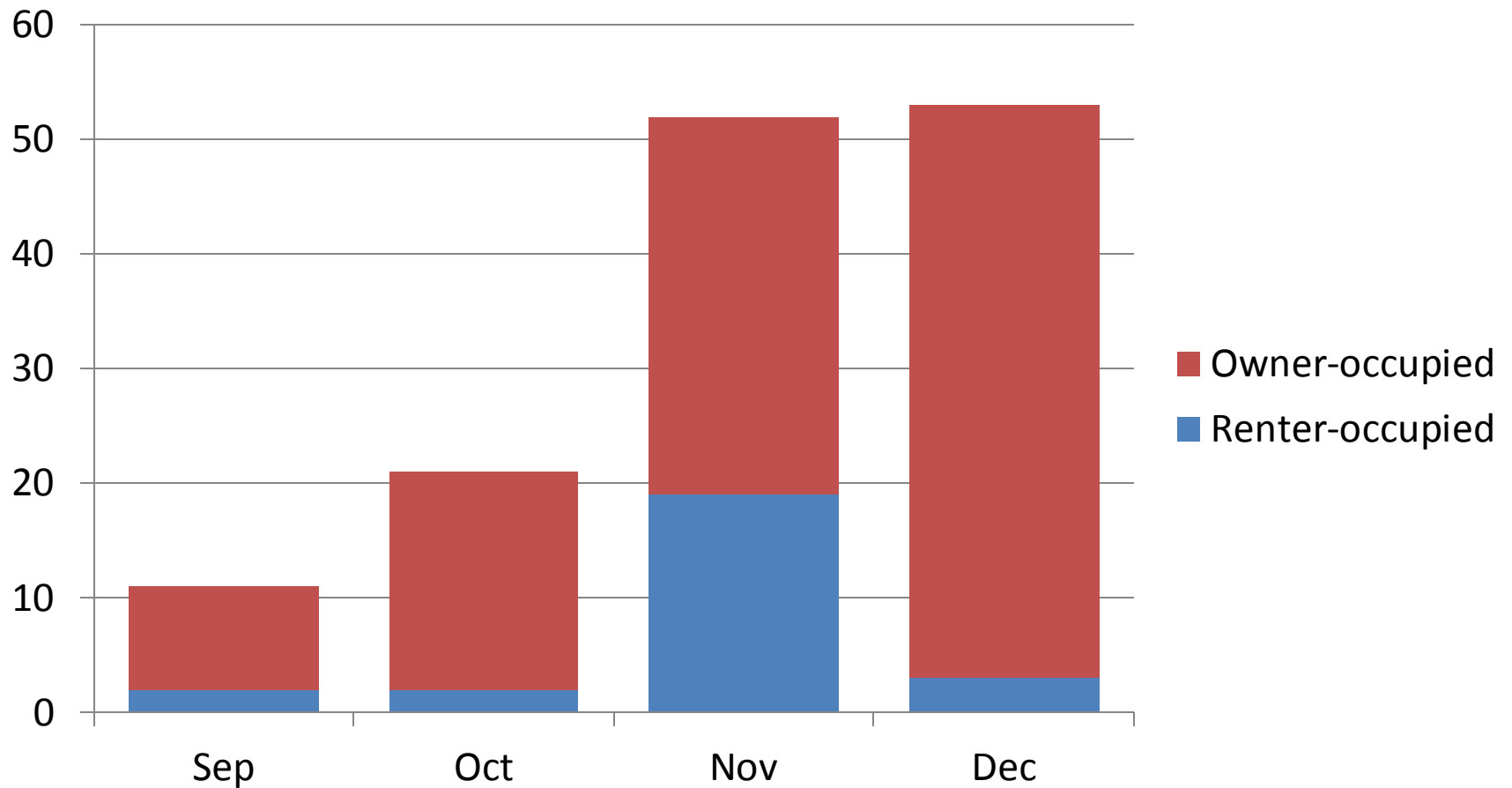


## Zero-Interest Loan for Energy Efficiency

- Home Energy Squad participants that need air sealing or insulation are eligible
- Existing CEE loan product – City is reducing interest rate to zero percent
- Budget in 2015 for 100-200 households depending on loan sizes and terms

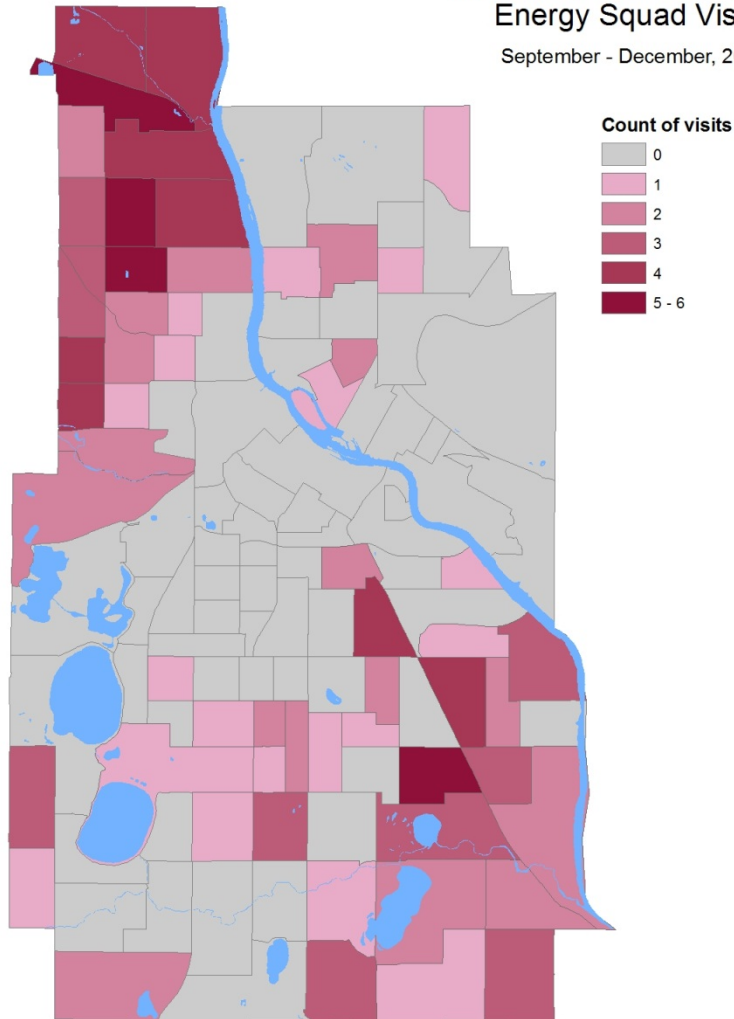


## Income-qualified HES visits by month



### Income-qualified Home Energy Squad Visits

September - December, 2015



- 145 total visits since outreach began in September
- Count of visits supported by City funds for low-income buy-down
- Income-qualified = up to 300% of poverty, depends on household size



## Zero interest insulation and air-sealing loans

- Only for insulation or air-sealing, after Home Energy Squad visit
- **17 loans** closed or pending to-date (more in process)
- Average loan value of **\$4,500**



## Engagement channels used to-date

- Utility bill inserts started going out in September
- Social media
- Community events (Open Streets)
- Council newsletters
- City email lists
- Council-member event
- CEE communications & events
- Community based organizations (e.g., Emerge, Urban HomeWorks, etc.) and energy assistance service providers (Community Action Partnership of Hennepin County, Minneapolis Urban League, Sabathani, Waite House)
- Housing inspectors (Regulatory Services)



# Multi-Family Building Efficiency Program: Update on Progress



More information:

<http://mplscleanenergypartnership.org>